

# Potential risk levels of invasive *Neoleucinodes elegantalis* (small tomato borer) in areas optimal for open-field *Solanum lycopersicum* (tomato) cultivation in the present and under predicted climate change

Ricardo Siqueira da Silva,<sup>a,b\*</sup> Lalit Kumar,<sup>b</sup> Farzin Shabani<sup>b</sup> and Marcelo Coutinho Picanço<sup>a,c</sup>

## Abstract

**BACKGROUND:** *Neoleucinodes elegantalis* is one of the major insect pests of *Solanum lycopersicum*. Currently, *N. elegantalis* is present only in America and the Caribbean, and is a threat in the world's largest *S. lycopersicum*-producing countries. In terms of potential impact on agriculture, the impact of climate change on insect invasions must be a concern. At present, no research exists regarding the effects of climatic change on the risk level of *N. elegantalis*. The purpose of this study was to develop a model for *S. lycopersicum* and *N. elegantalis*, utilizing CLIMEX to determine risk levels of *N. elegantalis* in open-field *S. lycopersicum* cultivation in the present and under projected climate change, using the global climate model CSIRO-Mk3.0.

**RESULTS:** Large areas are projected to be suitable for *N. elegantalis* and optimal for open-field *S. lycopersicum* cultivation at the present time. However, in the future these areas will become unsuitable for both species. Conversely, other regions in the future may become optimal for open-field *S. lycopersicum* cultivation, with a varying risk level for *N. elegantalis*.

**CONCLUSION:** The risk level results presented here provide a useful tool to design strategies to prevent the introduction and establishment of *N. elegantalis* in open-field *S. lycopersicum* cultivation.

© 2016 Society of Chemical Industry

**Keywords:** climate change; CLIMEX; modelling; tomato; invasive species

## 1 INTRODUCTION

Crop losses to weeds, animal pests and pathogens reduce the output levels of food and cash crop production worldwide.<sup>1,2</sup> Damage caused by insect pests is one of the primary factors leading to the reduced production of major crops. This loss potential due to pests varies enormously according to regions and crops.<sup>2,3</sup> Several estimates of worldwide losses caused by insects have been made since the mid-twentieth century. For example, an average annual loss of 7.7% in production in Brazil is caused by insect pests.<sup>2–4</sup> These losses correspond to approximately 25 million t of food, fibre and biofuels annually.<sup>5</sup> Total annual economic losses are estimated at more than \$US 18.9 billion and \$US 17.7 billion in China and Brazil respectively.<sup>5,6</sup> In coverage area terms, tomatoes suffer one of the greatest crop losses, valued at \$US 3806 ha<sup>-1</sup>.<sup>5</sup>

Insect invasions and climate change have received much attention in recent years, in terms of identifying underlying mechanisms and their impact and the large-scale related documentation.<sup>7–10</sup> The analysis of large datasets, by virtue of greater computing power and the emergence of modelling software, has greatly enhanced our knowledge of the role of climate in insect invasions.<sup>10–12</sup> A recent study has demonstrated

that, since the mid-twentieth century, China's increasing rate of insect invasions has a positive correlation with increases in surface air temperatures.<sup>10</sup> In addition, studies have documented that economic damage associated with non-indigenous species invasions in the United States, the United Kingdom, Australia, India, South Africa and Brazil total more than \$US 336 billion per year.<sup>13</sup> It is thus essential to consider climate change when designing strategies and policies to deal with insect invasions in agricultural systems.<sup>14</sup>

Climate change can affect the physiology, distribution and management of invasive species.<sup>15</sup> One technique that may be applied

\* Correspondence to: RS da Silva, Ecosystem Management, School of Environmental and Rural Science, University of New England, Armidale, NSW 2351, Australia. E-mail: rsiqueri@une.edu.au

a Departamento de Fitotecnia, Universidade Federal de Viçosa, MG, Brazil

b Ecosystem Management, School of Environmental and Rural Science, University of New England, Armidale, NSW, Australia

c Departamento de Entomologia, Universidade Federal de Viçosa, MG, Brazil

to investigate the impact of climate change on invasive species is mechanistic process-based modelling, using modelling software such as CLIMEX.<sup>16–22</sup> Other techniques can be implemented using other available programs such as EcoMod,<sup>23</sup> VisTrails SAHM,<sup>24</sup> Maxent,<sup>25</sup> BIOMOD,<sup>26</sup> R packages<sup>27</sup> and BIOCLIM.<sup>28</sup>

CLIMEX software is considered to be a comprehensive and reliable inferential modelling software.<sup>29</sup> The advantages of this program are that it can produce a niche model without requiring pseudo-absence data. The relationships between climate change and potential distribution of species can be projected on a global scale to investigate the potential of invasion, and may provide information to promote risk status and aid management decisions.<sup>11,30</sup> Thus, modelling the potential of major insect pests of agricultural crops can provide important information to cope with invasions and avoid economic losses in affected regions, as well as ward off invasions in regions without insect pests.

*Neoleucinodes elegantalis* (Guenée) (Lepidoptera: Crambidae), often referred to as the small tomato borer, is a most devastating invader of *Solanum lycopersicum*, tomato. Currently, *N. elegantalis* is present in some countries of South, Central and North America and the Caribbean.<sup>31,32</sup> The pest is absent in the largest tomato-producing countries in the world. However, there are 1175 records of interception from the United States,<sup>33</sup> and 31 recorded interceptions on fruit in baggage at airports by Netherlands' officials.<sup>34</sup> *N. elegantalis* was listed as an EPPO A1 pest in 2014.<sup>32</sup> The species is a serious threat to tomato farmers owing to the great economic losses caused by direct damage to produce by larvae. In some countries in South America, the crop losses caused by *N. elegantalis* are estimated at between 50 and 90% of total cultivation.<sup>31,32,35,36</sup>

Despite the recent attention devoted to insect invasions, there is still a lack of effective research that can impact at the practical level. For example, after the initial detection of the tomato leafminer *Tuta absoluta* (Meyrick) (Lepidoptera: Gelechiidae) in eastern Spain in 2006, in less than 10 years this pest has rapidly spread to various European countries such as Italy, France, Albania, Bulgaria, Portugal, the Netherlands, the United Kingdom and Serbia, as well as India, Israel, Iran and Turkey.<sup>37,38</sup> It was later reported in the Canary Islands and parts of North and Sub-Saharan Africa (Algeria, Morocco, Egypt, Libya, Tunisia, Ethiopia, Niger, Senegal, Sudan, Tanzania, Uganda and Kenya).<sup>37,38</sup> The introduction of *T. absoluta* saw a notable increase in yield losses in tomato crop production.<sup>37–39</sup> We highlight that *T. absoluta* is native to South America, similarly to *N. elegantalis*.<sup>31,38</sup> However, the control of *N. elegantalis* is considered to be one of the most difficult tasks in tomato cultivation.<sup>40</sup> Thus, studies of investigations of the potential risk of *N. elegantalis* are needed to prevent its introduction and the development of a future problem such as is the case with *T. absoluta*.

Despite the potential losses of an *N. elegantalis* invasion in many countries and the projections of general climate change impacts, there has been no research analysing the risk levels of *N. elegantalis* under climate change. A complete analysis of the potential impact of climate change linked to the cultivation of crops, under both present and projected climate scenarios of the future, is thus a prerequisite for the optimal production techniques and management of open-field *S. lycopersicum* cultivation. Thus, the aim of this study was to utilise CLIMEX to model the responses of both *N. elegantalis* and open-field *S. lycopersicum* cultivation under climate change. Thereafter, these projections were overlaid to determine the risk level of *N. elegantalis* for optimal areas for open-field *S. lycopersicum* using ArcGIS software.

## 2 METHODOLOGY

### 2.1 CLIMEX modelling

CLIMEX is a semi-mechanistic modelling software considered to be reliable and powerful in predicting the potential impact of invasive species under varied scenarios in ecological studies.<sup>41,42</sup> CLIMEX was used to estimate the climatic suitability for *N. elegantalis* and open-field *S. lycopersicum* cultivation worldwide. The model-fitting strategy used in CLIMEX to set the biological parameters, such as temperature threshold, moisture requirements, minimum growing degree-days, known as the growth index (GI), and stress parameters, such as cold, heat, wet and dry stress indices, was based on climatic requirements and distribution records for both species. The combination of GI and stress indices generates the ecoclimatic index (EI), which defines the climatic suitability of a species within a location. EI is an average yearly index of the level of climatic suitability, on a scale from 0 to 100, such that EI > 0 denotes a potential for establishment of the species. Thus, there are regions where the population grows and other regions where the population decreases, based on the EI value.<sup>29</sup>

### 2.2 Distribution of *N. elegantalis* and open-field *S. lycopersicum* cultivation

We found 103 registers of *N. elegantalis* in America (Fig. 1a) and 6481 records representing open-field *S. lycopersicum* cultivation (Fig. 2). These datasets were obtained from published literature and from the Global Biodiversity Information Facility.<sup>31,43–62</sup>

The registers of *N. elegantalis* in Central America and the Andean region, including parts of Chile, Colombia, Ecuador, Bolivia and Peru, and the registers of open-field *S. lycopersicum* cultivation in Central and South America were reserved and not used in adjusting the parameters in CLIMEX. These registers were set aside for model validation.

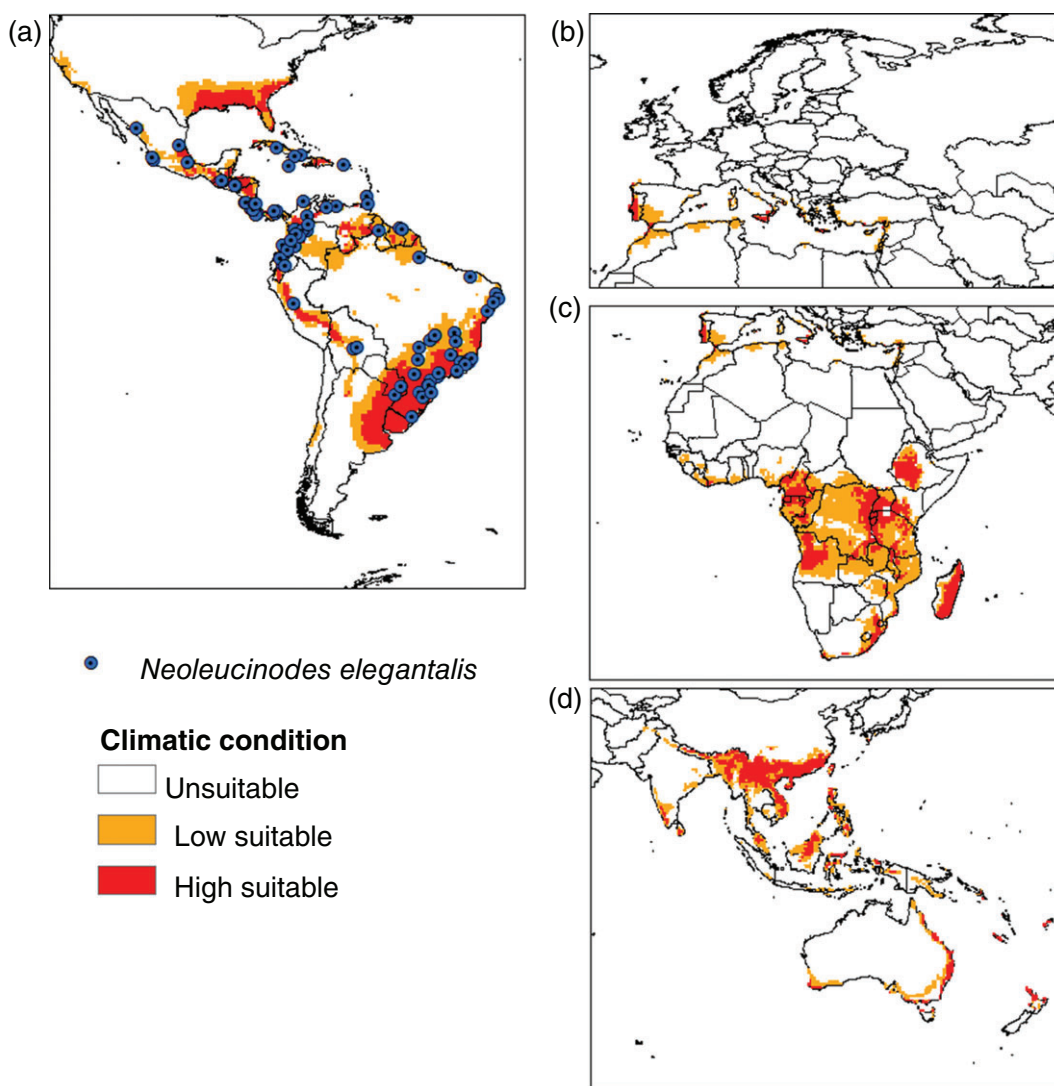
### 2.3 Climatic data, model and scenarios

We used the CliMond gridded 10' spatial resolution historical dataset from the period 1950–2000.<sup>63</sup> This dataset has high quality and provides a good spatial resolution. It consists of long-term monthly average values for minimum temperature, maximum temperature, precipitation and relative humidity at 0900 and 1500 hours.

The potential distributions of both species were modelled under the A2 SRES scenario using the global climate model (GCM) CSIRO-Mk3.0 (CS) of the Centre for Climate Research, Australia.<sup>64</sup> CS assumes a temperature increase of 2.11 °C and a 14% rain-fall reduction by 2100. Our decision to use A2 SRES was due to the proven consistency of its premises and incorporation of technological, demographic and economic variables relating to greenhouse gas (GHG) emissions, derived from data representative of the world's independent, self-reliant countries.<sup>65,66</sup> It should be mentioned that there are various GCMs, such as CCSM3, CSM1.0, ECHAM5/MPI-OM, ECHAM3, LSG, IPSL-CM4, IPSL-CM2 and MIROC-H, that could be applied; however, in the present study only the CS GCM was utilised through CLIMEX.

### 2.4 Parameters in CLIMEX

CLIMEX parameters were adjusted with reference to the distribution data of the species *N. elegantalis* and *S. lycopersicum* under open-field cultivation. It is recommended to use the data of known distribution because it produces a model well suited to potential distribution.<sup>67</sup> Thereafter, we adjusted parameters to population



**Figure 1.** Ecoclimatic index (EI) for *N. elegantalis*, modelled using CLIMEX for current climate – unsuitable (EI = 0), low suitability ( $0 < EI \leq 20$ ), high suitability (EI > 20) – for North, Central and South America (a), Europe (b), Africa (c) and Asia, Australia and New Zealand (d). No suitable areas exist in other parts of the world.

growth and stress. Values set for these parameters were sourced from published data on *N. elegantalis* developmental characteristics and for climatic requirements for open-field *S. lycopersicum* cultivation. In addition, CLIMEX stress parameter values were set on the basis of satisfactory agreement of predictions observed between known and potential distribution of species in this study.

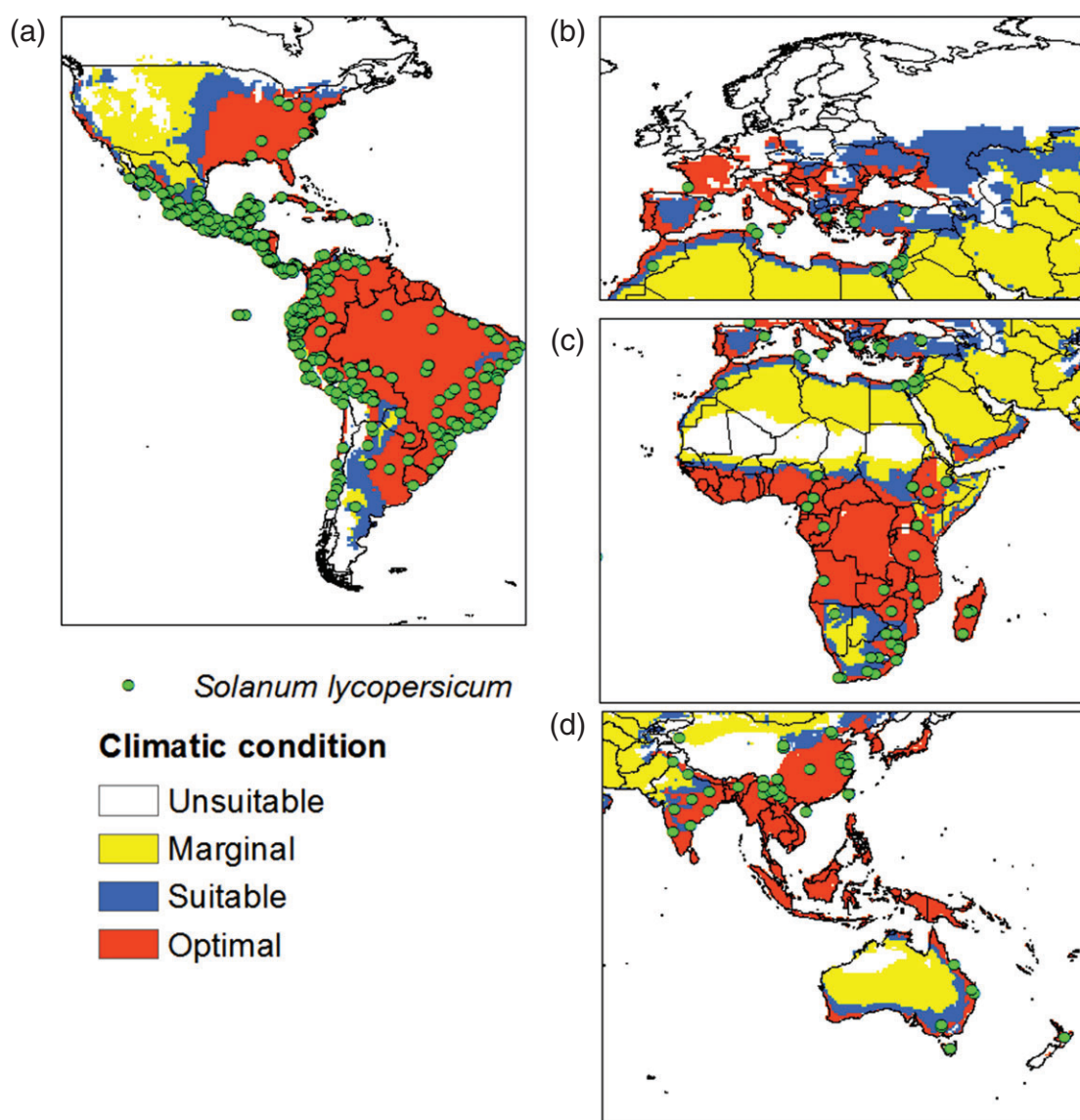
### 2.5 Growth parameters

Eight parameters were adjusted to set environmental conditions suitable for population growth of *N. elegantalis* and *S. lycopersicum* under open-field cultivation. These parameters are represented by the temperature and moisture indices. The temperature parameters are denoted by DV0 (limiting low temperature), DV1 (lower optimal temperature), DV2 (upper optimal temperature) and DV3 (limiting high temperature). The moisture parameters are denoted by SM0 (lowest threshold), SM1 (lower optimum moisture level), SM2 (upper optimum moisture level) and SM3 (upper moisture threshold).<sup>29</sup>

Studies of thermal requirements for *N. elegantalis* indicate suitable temperature parameters as DV0 = 8.8 °C and DV3 = 30 °C.<sup>46</sup>

In addition, a temperature range of between 15 and 27 °C is regarded as being of high suitability for *N. elegantalis* population growth,<sup>46</sup> and thus DV1 and DV2 were set at 15 and 27 °C respectively. *N. elegantalis* has a higher incidence in wet tropical regions (Fig. 1), and thus we set SM0 = 0.35, SM1 = 0.7, SM2 = 1.5 and SM3 = 2.5, values representative of the distribution in wet tropical regions.<sup>29,68</sup>

Temperatures below 10 °C and above 35 °C can cause several physiological disorders in tomato plants, such as a reduction in vegetative development, inhibition of normal fruit colour and a reduction in fruit set and ripening.<sup>55,69</sup> The tomato plant survival range is from 10 to 35 °C,<sup>55</sup> however, the optimal temperature for high production and growth of tomato is between 20 and 30 °C.<sup>55</sup> Thus, DV0, DV1, DV2 and DV3 were set at 10, 20, 30 and 35 °C respectively. Tomatoes may be cultivated on different soil types.<sup>55,69</sup> Thus, our SM0 value was set at 0.1, to denote the permanent wilting point,<sup>29</sup> and SM1 and SM2 were set at 0.8 and 1.5 respectively. As in the case of *N. elegantalis*, SM3 was set at 2.5 to suit the wet tropical regions where open-field *S. lycopersicum* cultivation records are found.



**Figure 2.** Ecoclimatic index (EI) for open-field *S. lycopersicum* cultivation, modelled using CLIMEX for current climate – unsuitable (EI = 0), marginal ( $0 < EI \leq 10$ ), suitable ( $10 < EI \leq 20$ ) and optimal ( $EI > 20$ ) – for America (a), Europe (b), Africa (c) and Asia, Australia and New Zealand (d). No suitable areas exist in other parts of the world.

## 2.6 Cold stress

Cold stress may cause death of a species because the daily thermal accumulation is too low to maintain metabolism. This occurs when a threshold number of degree-days above the developmental temperature threshold (DVCS) is not reached. This threshold parameter is called the cold stress degree-day threshold (DTCS) and is expressed in units of degree-days. A species may also not survive if exposed to excessively low temperatures. In CLIMEX, the cold stress temperature threshold (TTCS) and cold stress temperature rate per week (THCS) represent the parameters of cold stress.<sup>29</sup> Thus, DTCS was set at 15 °C-days and DHCS at  $-0.001 \text{ week}^{-1}$  for *N. elegantalis*. These values were chosen in terms of the prediction based on the known distribution of *N. elegantalis*. In cooler climates in particular, cold stress is a severely negative factor in the growth and development of the tomato plant.<sup>55</sup> For this reason, TTCS was set at 9.5 °C and THCS at  $-0.00003 \text{ week}^{-1}$  for *S. lycopersicum*. These values provided a good fit for the distribution of *S. lycopersicum* cultivated in the open field.

## 2.7 Heat stress

Excessively high temperature exposure can have extremely negative impacts on species development. Insects may become infertile and crop production may be drastically reduced.<sup>55,69</sup> In CLIMEX, TTHS and THHS define the heat stress parameter and heat stress accumulation rate respectively. The embryonic development of *N. elegantalis* eggs does not occur above 30 °C.<sup>46</sup> Thus, TTHS was set at 30 °C and THHS was set at  $0.0007 \text{ week}^{-1}$  for *N. elegantalis*. High temperature is one of the most serious problems in open-field *S. lycopersicum* cultivation<sup>55,69</sup> owing to the physiological disorders that result in the plants. For example, temperatures over 30 °C inhibit fruit ripening. Thus, TTHS and THHS were set at 30 °C and  $0.00001 \text{ week}^{-1}$ , respectively, for *S. lycopersicum*.

## 2.8 Dry stress

The major known distributions of *N. elegantalis* are recorded in humid regions.<sup>68</sup> The dry stress threshold moisture level

**Table 1.** CLIMEX parameter values used for modelling

Index	Parameter	Values <sup>a</sup>	Values <sup>b</sup>
Temperature	DV0 = lower threshold	8.8 °C	10 °C
	DV1 = lower optimum temperature	15 °C	20 °C
	DV2 = upper optimum temperature	27 °C	30 °C
	DV3 = upper threshold	30 °C	35 °C
Moisture	SM0 = lower soil moisture threshold	0.35	0.1
	SM1 = lower optimum soil moisture	0.7	0.8
	SM2 = upper optimum soil moisture	1.5	1.5
	SM3 = upper soil moisture threshold	2.5	2.5
Cold stress	TTCS = temperature threshold	–	9.5 °C
	THCS = stress accumulation rate	–	–0.0003 week <sup>-1</sup>
	DTCS = degree-day threshold	15 °C-days	–
	DHCS = stress accumulation rate	–0.001 week <sup>-1</sup>	–
Heat stress	TTHS = temperature threshold	30 °C	30 °C
	THHS = stress accumulation rate	0.0007 week <sup>-1</sup>	0.00001 week <sup>-1</sup>
Dry stress	SMDS = soil moisture threshold	0.35	0.1
	HDS = stress accumulation rate	–0.001 week <sup>-1</sup>	–0.005 week <sup>-1</sup>
Wet stress	SMWS = soil moisture threshold	2.5	2.5
	HWS = stress accumulation rate	0.002 week <sup>-1</sup>	0.001 week <sup>-1</sup>
Degree-days	PDD = degree-days	588.2	940

<sup>a</sup> Values used for *N. elegantalis*.

<sup>b</sup> Values used for *S. lycopersicum*.

(SMDS) was thus set at a value of 0.25, and dry stress accumulation (HDS) at a rate of  $-0.001 \text{ week}^{-1}$ . These values account for the absence of *N. elegantalis* in central-western Brazil. Where tomato plants are exposed to extreme low humidity, there is a reduction in growth owing to stomatal closure and therefore reduced photosynthesis.<sup>55,69</sup> SMDS was set at 0.1 with HDS at  $-0.005 \text{ week}^{-1}$  for *S. lycopersicum*, values based on known distributions in Brazil and East Africa.

## 2.9 Wet stress

Wet stress may negatively affect both species under study. Insects can die owing to high precipitation, and in *S. lycopersicum* cultivation, diseases may increase.<sup>55,70</sup> Thus, the wet stress parameter (SMWS) was set at 2.5 for both species and the stress accumulation rate (HWS) at  $0.002 \text{ week}^{-1}$  for *N. elegantalis* and  $0.001 \text{ week}^{-1}$  for *S. lycopersicum* cultivation. The values listed showed a satisfactory match with known distributions for both species.

## 2.10 Irrigation scenario for *S. lycopersicum* cultivation

Both a lack of and excess irrigation in *S. lycopersicum* cultivation are factors that influence production. Cultivation requires proper water management to obtain high yields and good-quality fruit, and thus where natural rainfall is lacking, irrigation is necessary. Thus, we used the irrigation scenario in CLIMEX with projections to top up natural rainfall to a level of 3 mm per day in summer and 1 mm per day in winter, based on irrigation regimens used in open-field cultivation.<sup>55,69</sup> All CLIMEX parameter values are presented in Table 1.

## 2.11 Validation of models

The models were validated against independent observations from Central America and the Andean region (Chile, Colombia, Ecuador, Bolivia and Peru), and verified visually according to the known distributions. We calculated the percentage of the

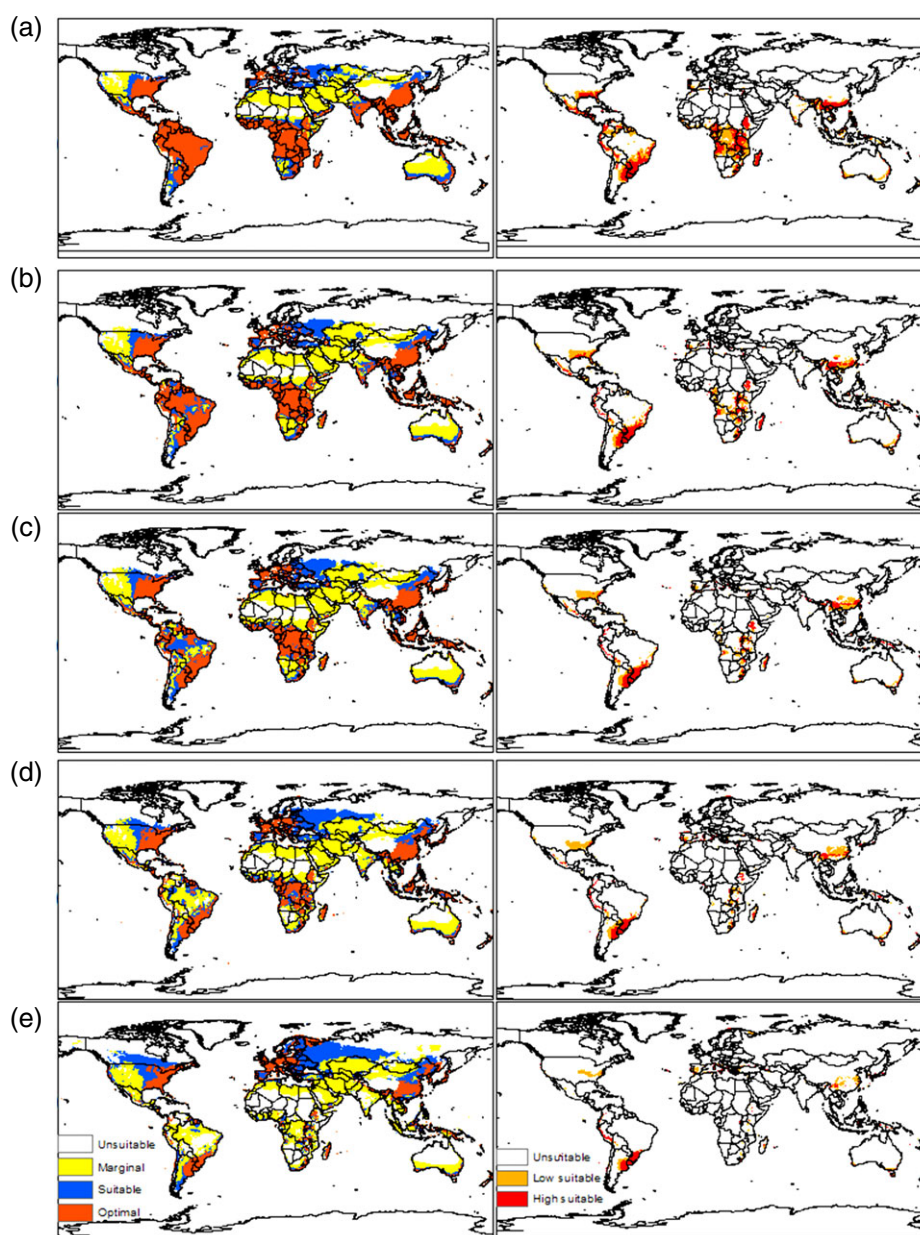
occurrence points of both species that fall within the model prediction to evaluate the reliability of our models.

## 2.12 Determining the risk levels

Agreement in projections of areas for *N. elegantalis* growth were overlaid with optimal areas for open-field *S. lycopersicum* cultivation ( $EI > 20$ ) to identify current risk levels of *N. elegantalis* growth worldwide, and for the years 2030, 2050, 2070 and 2100. All locations that satisfied the condition  $EI = 0$  for *N. elegantalis* and  $EI > 20$  for open-field *S. lycopersicum* cultivation were considered to be at low risk of invasive *N. elegantalis*. The condition  $0 < EI < 20$  for *N. elegantalis* and  $EI > 20$  for open-field *S. lycopersicum* cultivation was used to identify areas optimal for open-field *S. lycopersicum* cultivation with a moderate risk level of *N. elegantalis*. Lastly, areas with  $EI > 20$  for both species were defined as areas optimal for open-field *S. lycopersicum* cultivation with a high risk level of *N. elegantalis*.

## 3 RESULTS

The potential distribution of *N. elegantalis* and open-field *S. lycopersicum* cultivation matches well with the known distribution of these species (Figs 1a and 2). In Central America and the Andean region, the model sensitivity of *N. elegantalis* was high, with 95% agreeing with the known distribution of this species (Fig. 1). Analysing the distribution of *S. lycopersicum* in Central and South America, the global climate suitability model of open-field *S. lycopersicum* cultivation shows a 99% correlation with the modelled EI (Fig. 2). Thus, the high percentage of agreement with the validation areas has shown our models to be highly reliable. Our models show large areas in North America, Europe, Africa, Asia, Australia and New Zealand with high suitability for *N. elegantalis*, ignoring the distribution of species host, at the present time (Fig. 1). Considering the *S. lycopersicum* model, we observed that most of the known distribution for open-field *S. lycopersicum* cultivation



**Figure 3.** The climate EI for open-field *S. lycopersicum* cultivation (left) and *N. elegantalis* (right), projected using CLIMEX for the present time (a) and CSIRO-Mk3.0 GCM running the SRES A2 scenario for 2030 (b), 2050 (c), 2070 (d) and 2100 (e).

in North America, Europe, Africa, Asia, Australia and New Zealand matches the model prediction of optimal areas for *S. lycopersicum* growing (Fig. 2).

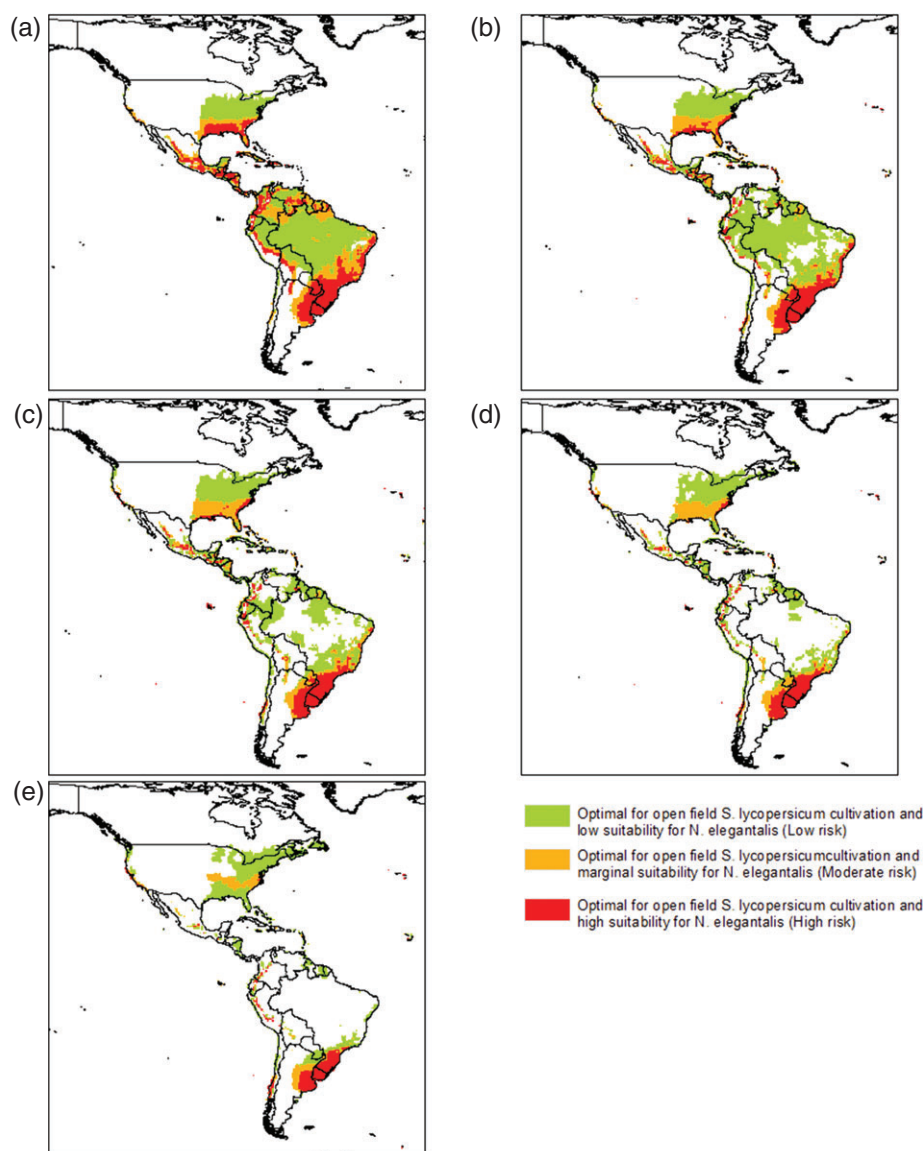
In relation to current climate, the CS GCM predictions for 2030, 2050, 2070 and 2100 project that many regions of Central and South America, Sub-Saharan Africa, India and Indonesia will undergo a reduction in areas optimal for open-field *S. lycopersicum* cultivation (Fig. 3). Conversely, however, large areas of North America and Europe that are currently unsuitable or marginal are likely to become suitable or optimal in the future (Fig. 3).

In the majority of the countries, the CS GCM indicates a progressive reduction in areas with highly suitable climatic conditions for *N. elegantalis* by 2030, 2050, 2070 and 2100 in relation to the present. Large areas in Central and South America, Sub-Saharan Africa, Asia and Australia may become unsuitable for *N. elegantalis* in the future. Conversely, Portugal and other

European Mediterranean regions, including parts of Spain, France, Italy, Greece, Croatia, Albania and Turkey, are projected to maintain or become highly suitable for *N. elegantalis* according to the projected scenarios for the future (Fig. 3).

Figures 4 to 7 show the results of current climate and projections for the risk levels of invasive *N. elegantalis* for areas optimal for open-field *S. lycopersicum* cultivation for 2030, 2050, 2070 and 2100 for North, Central and South America, Europe, Africa, Asia, Australia and New Zealand respectively.

Much of the Americas have low, moderate or high risk levels for *N. elegantalis* in areas climatically optimal for open-field *S. lycopersicum* cultivation at the present time (Fig. 4). Almost all areas in Central and South America with a high risk level of *N. elegantalis* already have this species (Fig. 1). However, in most of the areas with low, moderate or high risk levels, as projected by CS GCM, a progressive decrease occurs over the years 2030,



**Figure 4.** Agreement in the CLIMEX projection optimal areas for open-field *S. lycopersicum* cultivation growth with three risk levels of invasive *N. elegantalis* at the present time (a) and CSIRO-Mk3.0 GCM running the SRES A2 scenario for 2030 (b), 2050 (c), 2070 (d) and 2100 (e), based on EI for both species for North, Central and South America.

2050, 2070 and 2100 (Fig. 4). Conversely, areas in South Chile will become moderate risk levels from 2030 to 2070, and some areas will become high risk levels of *N. elegantalis* by 2100 (Fig. 4).

In the European Mediterranean region, the risk level of *N. elegantalis* is moderate or high in southern regions, while Northern Europe has large areas optimal for open-field *S. lycopersicum* cultivation but unsuitable for *N. elegantalis*, and thus at a low risk level at the present time (Fig. 5). According to projected scenarios for 2030, 2050, 2070 and 2100, the risk level from *N. elegantalis* in European Mediterranean regions will increase progressively (Fig. 5).

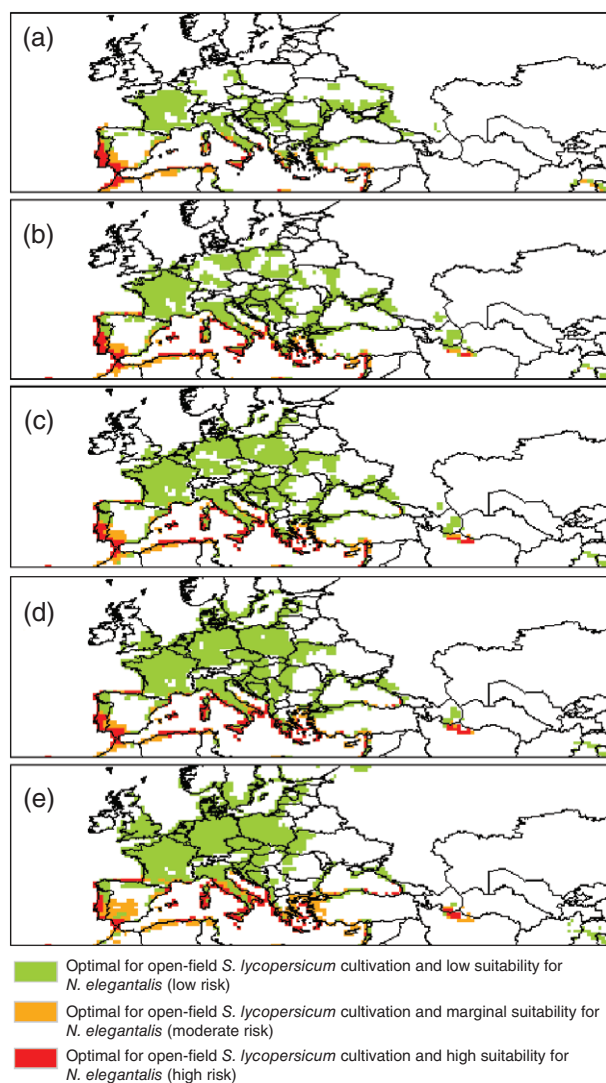
In large areas of Sub-Saharan Africa, the greater risk levels from *N. elegantalis* at the present time are moderate and high (Fig. 6), mainly in regions with optimal climatic conditions for open-field *S. lycopersicum* cultivation that already have tomato production (Fig. 2). The CS CGM results show a great reduction in risk level from *N. elegantalis* for the future (Fig. 6) owing to a progressive reduction in climatic conditions suitable for both species (Fig. 3). On the other hand, we observe an increase in the risk level in

northern Iran, as well as in Algeria, Morocco, Western Sahara and Tunisia (Fig. 6).

At the present time, the results show great areas under high risk of *N. elegantalis* in southern China, Malaysia and in the coastal regions of Australia and some areas in northern New Zealand (Fig. 7). The prediction of the CS GSM for China, Malaysia and the coast of northern Australia shows a change in areas from high risk level to low and moderate risk levels of *N. elegantalis* from 2030 to 2100 (Fig. 7). However, a high risk of *N. elegantalis* remains along the coast of southern Australia, and a progressive increase in northern New Zealand is observed in the future (Fig. 7).

#### 4 DISCUSSION

The models presented here show a high degree of reliability. The models show a 95 and 99% agreement between known distribution of *N. elegantalis* and *S. lycopersicum* cultivation, respectively, with the modelled global climate at the present



**Figure 5.** Agreement in the CLIMEX projection optimal areas for open-field *S. lycopersicum* cultivation growth with three risk levels of invasive *N. elegantalis* at the present time (a) and CSIRO-Mk3.0 GCM running the SRES A2 scenario for 2030 (b), 2050 (c), 2070 (d) and 2100 (e), based on EI for both species for Europe.

time. The high percentage of accordance with the distributions of both species highlights the suitability and consistency of these models.<sup>71</sup> Thus, the results of overlaying these models are very reliable for evaluating the risk levels of *N. elegantalis* worldwide.

The results of our research point to some potential future threats to open-field *S. lycopersicum* cultivation, particularly in South America, Indonesia, India and Sub-Saharan Africa. Further, the results indicate that, under projected future climates, North America and large parts of Europe will become suitable for open-field *S. lycopersicum* cultivation. The CS-predicted increases in temperature may either increase or reduce stresses that impose limitations on the growth of *S. lycopersicum*, which are generally sensitive to environmental extremes, and thus high or low temperatures can impact negatively.<sup>55</sup> In general, vegetables react adversely to environmental extremes. High temperatures are a major cause of reduction in yields in tropical regions, which will be magnified by climate change.<sup>72</sup>

While the majority of models investigating the behaviour of invasive insect pests under climate change predict an increase in

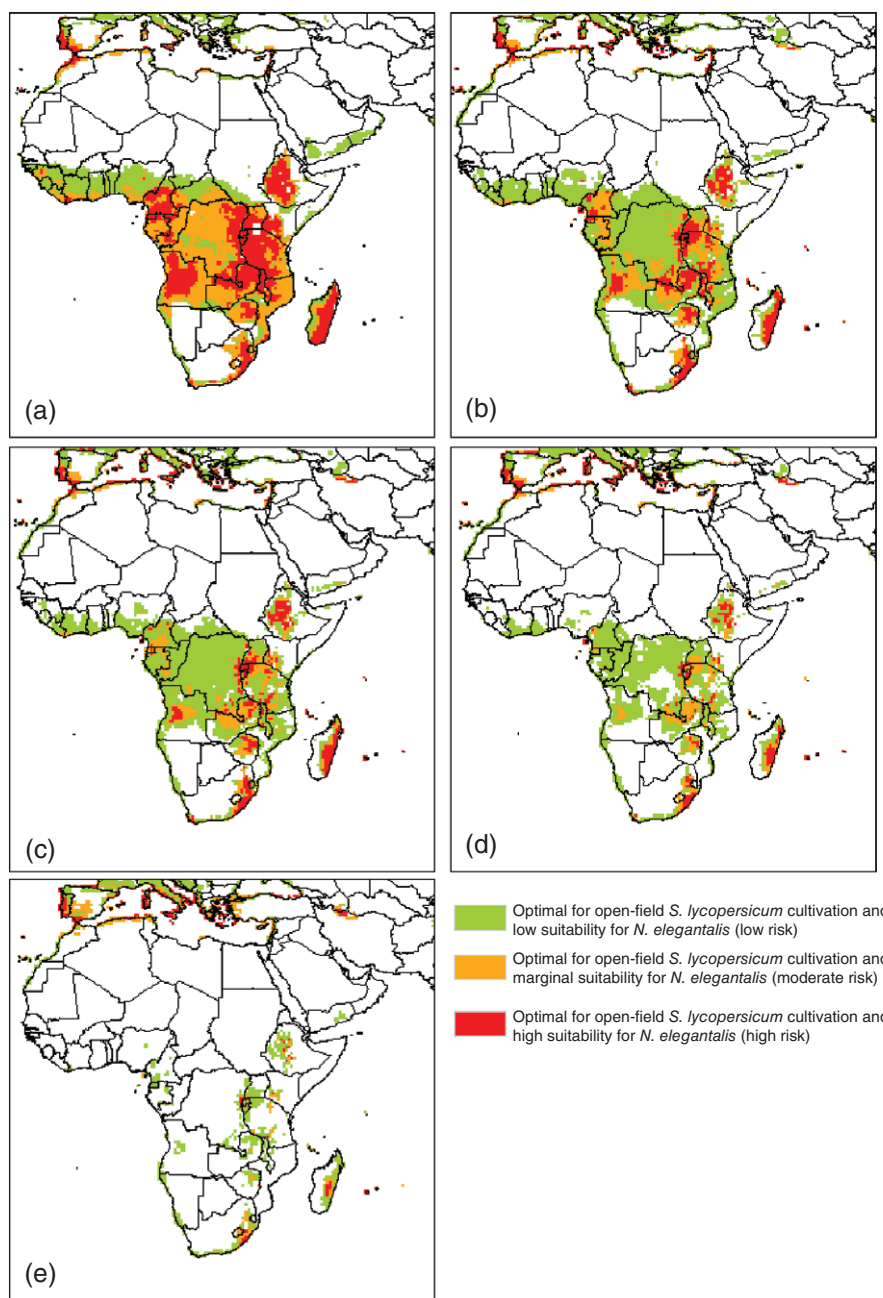
invasions,<sup>73–76</sup> we found the converse for *N. elegantalis* in some regions of the world. In almost all countries in Central and South America, Sub-Saharan Africa, Asia and North Australia, the climatic conditions, currently favourable both for *N. elegantalis* and for open-field *S. lycopersicum* cultivation, will become less suitable or unfavourable for them, according to projected scenarios for 2030, 2050, 2070 and 2100. In contrast, areas in South Chile, European Mediterranean regions, the coast of North Africa, southern Australia and northern New Zealand are predicted to maintain or increase progressively optimal climate conditions for open-field *S. lycopersicum* cultivation, as well as becoming highly suitable for *N. elegantalis*. These predictions imply that greater areas of Central and South America may experience a reduction in impact. Conversely, in Europe, the coast of North Africa, southern Australia and northern New Zealand, the introduction of *N. elegantalis* may have a negative impact on cultivation.

Although many parts of the world have favourable conditions for *N. elegantalis*, it only occurs in Central and South America (Fig. 1). Some hypotheses explain this as a result of an efficient system of border protection or a lack of host species for *N. elegantalis*. There is no evidence showing that *N. elegantalis* has diapause, and thus to maintain survival over time there is a need for host plants.<sup>31,46,47</sup> In Central and South America, where its occurrence is high, there are 23 and 16 host species of *N. elegantalis* respectively.<sup>77,78</sup> Of these species, six are weed species, all with occurrence only in South America and four in Central America with high numbers of occurrences registered.<sup>62</sup> Weed species are important for the maintenance of insect pests.<sup>79</sup> However, the major host of *N. elegantalis* is tomato, *S. lycopersicum*.<sup>31,36</sup> This species is cultivated worldwide and has been spreading extremely rapidly, increasing by about 300% over the last four decades.<sup>55</sup> Thus, the predictions of risk levels of *N. elegantalis* for *S. lycopersicum* at the present time and the future predictions in this study are relevant.

The pathways of *N. elegantalis* introduction could be via international trade or through travellers with fruits infested. The survival of *N. elegantalis* is possible owing to the high registers of interception of *N. elegantalis* reported in the Netherlands and the United States.<sup>33,34</sup> The rates of invasive alien species have been increasing in Europe,<sup>80</sup> China<sup>81</sup> and North America<sup>82</sup> in recent decades. This is largely attributable to increased international trade.<sup>83–85</sup>

*S. lycopersicum* cultivation is expanding into previously uncultivated areas owing to increases in the transportation costs of this perishable vegetable, from the traditional production areas to consumption centres, as well as owing to a general increase in the consumption of vegetables.<sup>86,87</sup> Additionally, in 2015 there were over 1 billion travellers moving between different countries around the world, and this is forecast to reach 1.8 billion by 2030.<sup>88</sup> Thus, the introduction and establishment of *N. elegantalis* in new areas may well be only a matter of time, if no preventive measures are established in areas optimal for open-field *S. lycopersicum* cultivation with a high suitability for *N. elegantalis*. Thus, the modelling results of overlaying both species at the present time for North America, European Mediterranean regions, North and Sub-Saharan Africa, China, Indonesia, Australia and New Zealand provide useful information to governments for developing strategies of inspection and interception for *N. elegantalis*, particularly in zones with high risk levels.

Insects are poikilothermic organisms and as such are particularly sensitive to temperature changes, especially those species that have narrow thermal tolerances, such as *N. elegantalis*.<sup>89</sup> In most countries, vegetable production is always dependent on environmental conditions, which vary according to season and



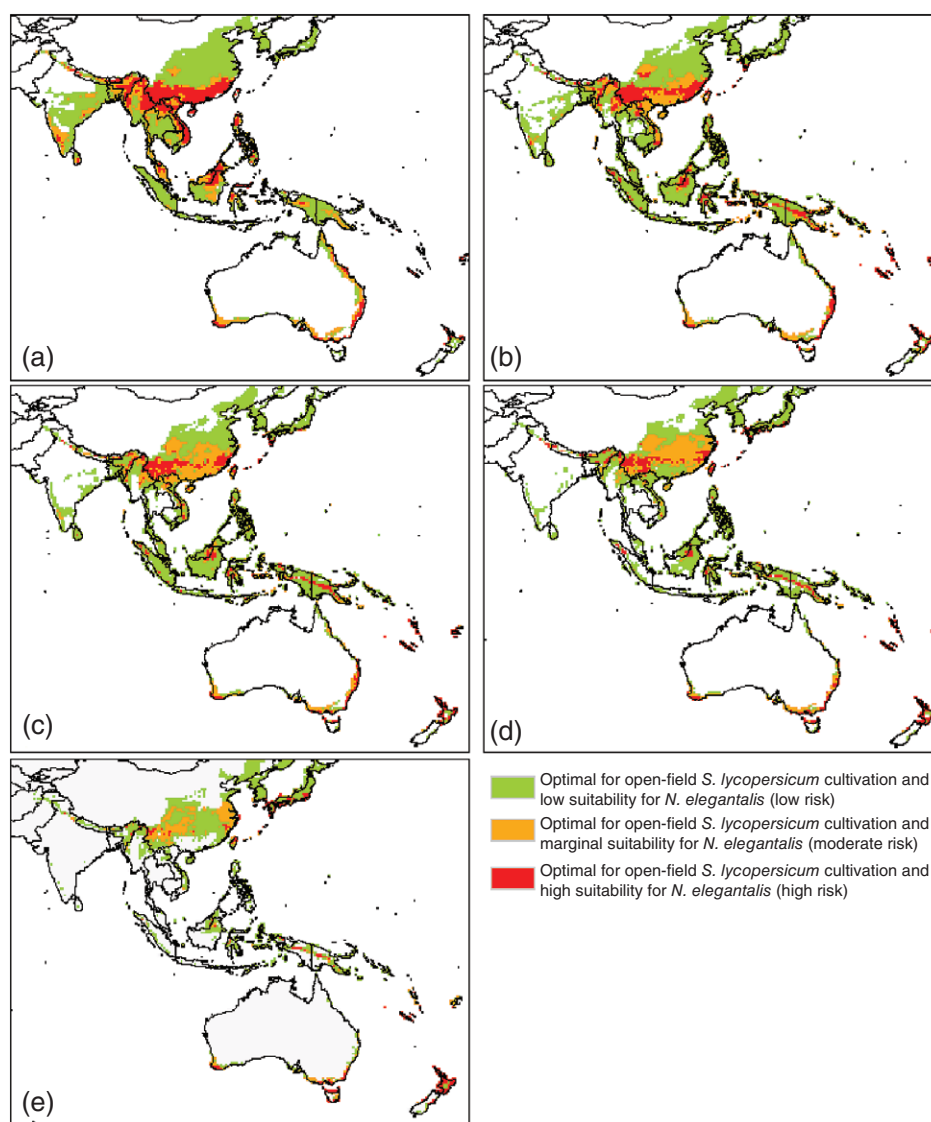
**Figure 6.** Agreement in the CLIMEX projection optimal areas for open-field *S. lycopersicum* cultivation growth with three risk levels of invasive *N. elegantalisis* at the present time (a) and CSIRO-Mk3.0 GCM running the SRES A2 scenario for 2030 (b), 2050 (c), 2070 (d) and 2100 (e), based on EI for both species for Africa and the Middle East.

region.<sup>72,90</sup> Thus, the impact of climatic changes on vegetable crop production and the potential distributions of pests should be a major concern.

The predicted climate change will have positive or negative impacts in terms of climatic suitability for both species in this study (Fig. Y3), and regions predicted to become highly conducive for open-field *S. lycopersicum* cultivation may have different risk levels to that of *N. elegantalisis* in the future. We find a reduction in risk levels of *N. elegantalisis* agrees with our model predictions for countries in North, Central and South America (exception Chile), Sub-Saharan and North Africa, Asia and North Australia. Conversely, our results show Chile, European Mediterranean regions, northern Iran, Algeria, Morocco, Western Sahara and

Tunisia, the coast of southern Australia including Tasmania and New Zealand having an increase in risk levels.

The overlay models created in this study, comparing current climatic conditions and future projections, can provide decision-makers with information about the risk levels of *N. elegantalisis*. In interpreting these results, the following should be considered: (a) the modelling was performed based only on climate and does not take into consideration other factors such as land uses, soil types, biotic interactions, diseases and competition; (b) this research was based on currently available broad-scale climate data, and therefore it only shows broad-scale shifts; (c) it is indicative because a certain level of uncertainty is associated with future levels of GHG emissions; (e) in the present study, carbon



**Figure 7.** Agreement in the CLIMEX projection optimal areas for open-field *S. lycopersicum* cultivation growth with three risk levels of invasive *N. elegantalis* at the present time (a) and CSIRO-Mk3.0 GCM running the SRES A2 scenario for 2030 (b), 2050 (c), 2070 (d) and 2100 (e), based on EI for both species for Asia, Australia and New Zealand.

dioxide enrichment and the potential genetic progress were not taken into account.

## 5 CONCLUSION

The predicted climate alterations may have positive or negative impacts in terms of climatic suitability for different species. In this study, some regions are predicted to become highly conducive for open-field *S. lycopersicum* cultivation, with different risk levels of *N. elegantalis* in the future. The risk level results presented here provide an initial study, using CLIMEX modelling, of the risk assessment of *N. elegantalis* in potential areas with optimal climatic conditions for open-field *S. lycopersicum* cultivation. Our models have been proven to be robust and reliable and thus may be used in designing strategies to prevent the introduction and establishment of *N. elegantalis* in new areas, as well as for monitoring programmes in areas with a current occurrence of *N. elegantalis*. In addition, these results can be used in future research plans of *N. elegantalis* management, with the inclusion

of non-climatic factors such as biotic interactions, establishment, dispersal and adaptations.

## ACKNOWLEDGEMENTS

This research was supported by the National Council for Scientific and Technological Development (Conselho Nacional de Desenvolvimento Científico e Tecnológico – CNPq), the Brazilian Federal Agency for the Support and Evaluation of Graduate Education (Coordenação de Aperfeiçoamento de Pessoal de Ensino Superior – CAPES) and the School of Environmental and Rural Science of the University of New England (UNE), Armidale, Australia. The simulations were carried out using computational facilities at UNE.

## REFERENCES

- 1 Oerke E-C, Dehne H-W, Schönbeck F and Weber A, *Crop Production and Crop Protection: Estimated Losses in Major Food and Cash Crops*. Elsevier, Amsterdam, The Netherlands (2012).
- 2 Oerke E-C, Crop losses to pests. *J Agric Sci* **144**:31–43 (2006).

- 3 Oerke E-C and Dehne H-W, Safeguarding production – losses in major crops and the role of crop protection. *Crop Prot* **23**:275–285 (2004).
- 4 Cramer H-H, *Plant Protection and World Crop Production*, transl. by Edwards JH. Cambridge University Press, Cambridge, UK (1967).
- 5 Oliveira C, Auad A, Mendes S and Frizzas M, Crop losses and the economic impact of insect pests on Brazilian agriculture. *Crop Prot* **56**:50–54 (2014).
- 6 Wan F-H and Yang N-W, Invasion and management of agricultural alien insects in China. *Annu Rev Entomol* **61**:77–98 (2016).
- 7 Ovcarenko I, *The role of agroecosystems for invasion of a generalist herbivore*. University of Jyväskylä, Jyväskylä, 70 pp. (2014).
- 8 Carvajal L, *Impacts of climate change on human development*. Background paper to UNDP, Human Development Report Office, United Nations Development Programme (2007).
- 9 Sax DF, Stachowicz JJ, Brown JH, Bruno JF, Dawson MN, Gaines SD et al., Ecological and evolutionary insights from species invasions. *Trends Ecol Evol* **22**:465–471 (2007).
- 10 Huang D, Haack RA and Zhang R, Does global warming increase establishment rates of invasive alien species? A centennial time series analysis. *PLoS ONE* **6**:e24733 (2011).
- 11 Peterson AT, Predicting the geography of species' invasions via ecological niche modeling. *Q Rev Biol* **78**:419–433 (2003).
- 12 Hill MP, Thomson LJ, Björkman C and Niemelä P, Species distribution modelling in predicting response to climate change, in *Climate Change and Insect Pests*. CABI, Wallingford, Oxon, UK pp. 16–37 (2015).
- 13 Pimentel D, McNair S, Janecka J, Wightman J, Simmonds C, O'Connell C et al., Economic and environmental threats of alien plant, animal, and microbe invasions. *Agric Ecosyst Environ* **84**:1–20 (2001).
- 14 Jarošík V, Kenis M, Honěk A, Skuhrovec J and Pyšek P, Invasive insects differ from non-invasive in their thermal requirements. *PLoS ONE* **10**:e0131072 (2015).
- 15 Parmesan C, Ecological and evolutionary responses to recent climate change. *Annu Rev Ecol Syst* **37**:637–669 (2006).
- 16 Shabani F and Kumar L, Risk levels of invasive *Fusarium oxysporum* f. sp. in areas suitable for date palm (*Phoenix dactylifera*) cultivation under various climate change projections. *PLoS ONE* **8**:e83404 (2013).
- 17 Kriticos D, Reynaud P, Baker R and Eyre D, Estimating the global area of potential establishment for the western corn rootworm (*Diabrotica virgifera virgifera*) under rain-fed and irrigated agriculture. *EPPO Bull* **42**:56–64 (2012).
- 18 Follak S and Strauss G, Potential distribution and management of the invasive weed *Solanum carolinense* in Central Europe. *Weed Res* **50**:544–552 (2010).
- 19 Yonow T, Hattin V and de Villiers M, CLIMEX modelling of the potential global distribution of the citrus black spot disease caused by *Guignardia citricarpa* and the risk posed to Europe. *Crop Prot* **44**:18–28 (2013).
- 20 Pattison RR and Mack RN, Potential distribution of the invasive tree *Triadica sebifera* (Euphorbiaceae) in the United States: evaluating CLIMEX predictions with field trials. *Glob Change Biol* **14**:813–826 (2008).
- 21 Shabani F, Kumar L, Nojournian AH, Esmaeili A and Toghiani M, Projected future distribution of date palm and its potential use in alleviating micronutrient deficiency. *J Sci Food Agric* **96**:1132–1140 (2016).
- 22 Shabani F, Kumar L and Esmaeili A, Use of CLIMEX, land use and topography to refine areas suitable for date palm cultivation in Spain under climate change scenarios. *J Earth Sci Clim Change* **4**:145 (2013).
- 23 Guo Q and Liu Y, ModEco: an integrated software package for ecological niche modeling. *Ecography* **33**:637–642 (2010).
- 24 Morissette JT, Jarnevich CS, Holcombe TR, Talbert CB, Ignizio D, Talbert MK et al., VisTrails SAHM: visualization and workflow management for species habitat modeling. *Ecography* **36**:129–135 (2013).
- 25 Phillips SJ, Anderson RP and Schapire RE, Maximum entropy modeling of species geographic distributions. *Ecol Model* **190**:231–259 (2006).
- 26 Thuiller W, Lafourcade B, Engler R and Araújo MB, BIOMOD – a platform for ensemble forecasting of species distributions. *Ecography* **32**:369–373 (2009).
- 27 Hijmans RJ and Elith J, *Species Distribution Modeling with R*. [Online]. Available: <https://cran.r-project.org/web/packages/dismo/vignettes/sdm.pdf> [20 January 2016].
- 28 Booth TH, Nix HA, Busby JR and Hutchinson MF, BIOCLIM: the first species distribution modelling package, its early applications and relevance to most current MAXENT studies. *Divers Distrib* **20**:1–9 (2014).
- 29 Sutherst R, Maywald G and Kriticos D, *CLIMEX Version 3: User's Guide*. Hearne Scientific Software Pty Ltd, Melbourne, Australia (2007).
- 30 Thuiller W, Richardson DM, Pyšek P, Midgley GF, Hughes GO and Rouget M, Niche-based modelling as a tool for predicting the risk of alien plant invasions at a global scale. *Glob Change Biol* **11**:2234–2250 (2005).
- 31 Montilla AED, Solis MA and Kondo T, The tomato fruit borer, *Neoleucinodes elegantalis* (Guenée) (Lepidoptera: Crambidae), an insect pest of neotropical solanaceous fruits. *Potential Invas Pests Agric Crops* **3**:137 (2013).
- 32 *Neoleucinodes elegantalis*. *Bull OEPP/EPPO Bull* **45**:9–13 (2015).
- 33 Molet T, CPHST pest datasheet for *Neoleucinodes elegantalis*. USDA-APHIS-PPQ-CPHST (2012).
- 34 *Pests and Diseases. Neoleucinodes orbonalis*. [Online]. Netherlands Food and Consumer Product Safety Authority. Available: <http://www.vwa.nl/onderwerpen/plantenziekten-en-plagen/dossier/neoleucinodes-elegantalis> [20 September 2015].
- 35 Gravena S and Benvenega SR. *Manual Prático para Manejo de Pragas do Tomate*. Gravena Ltda, Jaboticabal, SP, Brazil, 143 pp. (2003).
- 36 Picanço MC, Bacci L, Silva EM, Morais EG, Silva GA and Silva NR. Manejo integrado das pragas do tomateiro no Brasil, in *Tomate: Tecnologia de Produção*. Universidade Federal de Viçosa, Viçosa, MG, Brazil, pp. 199–232 (2007).
- 37 Tonnang HE, Mohamed SF, Khamis F and Ekisi S, Identification and risk assessment for worldwide invasion and spread of *Tuta absoluta* with a focus on Sub-Saharan Africa: implications for phytosanitary measures and management. *PLoS ONE* **10**:e0135283 (2015).
- 38 Desneux N, Wajnberg E, Wyckhuys KA, Burgio G, Arpaia S, Narváez-Vasquez CA et al., Biological invasion of European tomato crops by *Tuta absoluta*: ecology, geographic expansion and prospects for biological control. *J Pest Sci* **83**:197–215 (2010).
- 39 Desneux N, Luna MG, Guillemaud T and Urbaneja A, The invasive South American tomato pinworm, *Tuta absoluta*, continues to spread in Afro-Eurasia and beyond: the new threat to tomato world production. *J Pest Sci* **84**:403–408 (2011).
- 40 Miranda MMM, Picanço MC, Zanuncio JC, Bacci L and Silva ÉMd, Impact of integrated pest management on the population of leafminers, fruit borers, and natural enemies in tomato. *Cienc Rur* **35**:204–208 (2005).
- 41 Shabani F, Kumar L and Taylor S, Climate change impacts on the future distribution of date palms: a modeling exercise using CLIMEX. *PLoS ONE* **10**:e48021 (2012).
- 42 Shabani F, Kumar L and Taylor S, Distribution of date palms in the Middle East based on future climate scenarios. *Exp Agric* **51**:244–263 (2015).
- 43 Silva ÉM, *Fatores determinantes do ataque de Neoleucinodes elegantalis ao tomateiro*. Universidade Federal de Viçosa, Viçosa, MG, Brazil (2010).
- 44 Salas J, Capacidad de captura de *Neoleucinodes elegantalis* (Lepidoptera: Pyralidae) en dos tipos de trampa provistas con su feromona sexual. *Bioagro* **20**:135–139 (2008).
- 45 Pérez RM, *Mejoramiento genético en Solanum lycopersicum para la resistencia al pasador del fruto Neoleucinodes elegantalis Guenée (Lepidoptera: Crambidae)*. Universidad Nacional de Colombia, Bogotá, Colombia (2010).
- 46 Moraes CP and Foerster LA, Thermal requirements, fertility, and number of generations of *Neoleucinodes elegantalis* (Guenée) (Lepidoptera: Crambidae). *Neotrop Entomol* **44**:1–7 (2015).
- 47 Marciano R, Estudio de la biología y algunos aspectos del comportamiento del perforador del fruto del tomate *Neoleucinodes elegantalis* (Lepidoptera: Pyralidae) en tomate. *Agron Trop* **41**:257–263 (1991).
- 48 Flores GMM, *Evaluación de la eficiencia de tres insecticidas biológicos comerciales en el control del perforador del fruto (Neoleucinodes elegantalis G.) en el cultivo de naranjilla (Solanum quitoense L.)*. Universidad Técnica de Babahoyo, Babahoyo, Ecuador (2015).
- 49 *Pest Risk Analysis for Neoleucinodes elegantalis*. [Online]. EPPO, Available: [http://www.eppo.int/QUARANTINE/Pest\\_Risk\\_Analysis/PRA\\_intro.htm](http://www.eppo.int/QUARANTINE/Pest_Risk_Analysis/PRA_intro.htm) [20 September 2015].
- 50 Díaz-Montilla AE, Suárez-Barón HG, Gallego-Sánchez G, Saldamando-Benjumea CI and Tohme J, Geographic differentiation of Colombian *Neoleucinodes elegantalis* (Lepidoptera: Crambidae) haplotypes: evidence for Solanaceae host plant association and Holdridge life zones for genetic differentiation. *Ann Entomol Soc Am* **106**:586–597 (2013).

- 51 Díaz-Montilla AE, Solís A and Brochero HL, Distribución geográfica de *Neoleucinodes elegantalis* (Lepidoptera: crambidae) en Colombia. *Rev Colomb Entomol* **37**:71–76 (2011).
- 52 Anteparra ME, Vargas K and Granados LB, Primer registro para el Perú del perforador del fruto de cocona *Neoleucinodes elegantalis* (Guenée) (Lepidoptera: Pyralidae). *Rev Aporte Santiaguino* **3**:171–176 (2010).
- 53 *Agroalimentaria. Gusano Perforador del Fruto del Tomate – Neoleucinodes elegantalis* (Guenée). [Online]. Available: <http://www.santacruz.gov.bo/productiva/apoyo/agricola/sanidadvegetal/contenido.php?IdNoticia=430&IdMenu=400120#ancla> [1 December 2015].
- 54 Sorribas F and Verdejo-Lucas S, Survey of *Meloidogyne* spp. in tomato production fields of Baix Llobregat county, Spain. *J Nematol* **26**:731 (1994).
- 55 Heuvelink E, *Tomatoes*. CABI, Wallingford, Oxon, UK, 353 pp. (2005).
- 56 Hickey M, Hoogers R, Singh R, Christen E, Henderson C, Ashcroft B et al., *Maximising returns from water in the Australian vegetable crops*. National report, NSW Agriculture, Orange, NSW, Australia (2006).
- 57 Martínez-Blanco J, Muñoz P, Antón A and Rieradevall J, Assessment of tomato Mediterranean production in open-field and standard multi-tunnel greenhouse, with compost or mineral fertilizers, from an agricultural and environmental standpoint. *J Clean Prod* **19**:985–997 (2011).
- 58 Nordenström E, Guest G and Fröling M, LCA of local bio-chp fuelled greenhouses versus mediterranean open field tomatoes for consumption in northern scandinavia. *ECO-TECH* **10**, 22–24 November, Kalmar, Sweden (2010).
- 59 Patané C, Tringali S and Sortino O, Effects of deficit irrigation on biomass, yield, water productivity and fruit quality of processing tomato under semi-arid Mediterranean climate conditions. *Sci Hort* **129**:590–596 (2011).
- 60 O'Connell S, Rivard C, Peet MM, Harlow C and Louws F, High tunnel and field production of organic heirloom tomatoes: yield, fruit quality, disease, and microclimate. *HortScience* **47**:1283–1290 (2012).
- 61 Gerard P, Barringer J, Charles J, Fowler S, Kean J, Phillips C et al., Potential effects of climate change on biological control systems: case studies from New Zealand. *BioControl* **58**:149–162 (2013).
- 62 *The Global Biodiversity Information Facility*. [Online]. GBIF. Available: <http://www.gbif.org/> [7 October 2015].
- 63 Kriticos DJ, Webber BL, Leriche A, Ota N, Macadam I, Bathols J et al., CliMond: global high-resolution historical and future scenario climate surfaces for bioclimatic modelling. *Meth Ecol Evol* **3**:53–64 (2012).
- 64 Gordon H, Rotstayn L, McGregor J, Dix M, Kowalczyk E, Hirst T et al., *The CSIRO Mk3 Climate System Model*. Commonwealth Scientific and Industrial Research Organisation, Canberra, Australia (2002).
- 65 Suppiah R, Hennessy K, Whetton P, McInnes K, Macadam I, Bathols J et al., Australian climate change projections derived from simulations performed for the IPCC 4th Assessment Report. *Aust Meteorol Mag* **56**:131–152 (2007).
- 66 Chiew F, Kirono D, Kent D and Vaze J, Assessment of rainfall simulations from global climate models and implications for climate change impact on runoff studies. *18th World IMACS Congr and MODSIM09 Int Congr – Modelling and Simulation: Interfacing Modelling and Simulation with Mathematical and Computational Sciences*, Cairns, Australia, pp. 3907–3913 (2009).
- 67 Kriticos DJ and Leriche A, The effects of climate data precision on fitting and projecting species niche models. *Ecography* **33**:115–127 (2010).
- 68 Kotteck M, Grieser J, Beck C, Rudolf B and Rubel F, World map of the Köppen–Geiger climate classification updated. *Meteorol Z* **15**:259–263 (2006).
- 69 Jones JB, Jr, *Tomato Plant Culture: in the Field, Greenhouse, and Home Garden*. CRC Press, Boca Raton, FL (2007).
- 70 Varella AC, Menezes-Netto AC, de Souza Alonso JD, Caixeta DF, Peterson RK and Fernandes OA, Mortality dynamics of *Spodoptera frugiperda* (Lepidoptera: Noctuidae) immatures in maize. *PLoS ONE* **10**:e0130437 (2015).
- 71 Webber BL, Yates CJ, Le Maitre DC, Scott JK, Kriticos DJ, Ota N et al., Modelling horses for novel climate courses: insights from projecting potential distributions of native and alien Australian acacias with correlative and mechanistic models. *Divers Distrib* **17**:978–1000 (2011).
- 72 Mattos LM, Moretti CL, Jan S, Sargent SA, Lima CEP and Fontenelle MR, Climate changes and potential impacts on quality of fruit and vegetable crops, in *Emerging Technologies and Management of Crop Stress Tolerance, Volume 1*. Elsevier, Amsterdam, The Netherlands, pp. 467–486 (2014).
- 73 Duursma DE, Gallagher RV, Roger E, Hughes L, Downey PO and Leishman MR, Next-generation invaders? Hotspots for naturalised sleeper weeds in Australia under future climates. *PLoS ONE* **8**:e84222 (2013).
- 74 Bradley BA, Wilcove DS and Oppenheimer M, Climate change increases risk of plant invasion in the Eastern United States. *Biol Invasions* **12**:1855–1872 (2010).
- 75 Bradley BA, Regional analysis of the impacts of climate change on cheatgrass invasion shows potential risk and opportunity. *Glob Change Biol* **15**:196–208 (2009).
- 76 Dukes JS and Mooney HA, Does global change increase the success of biological invaders? *Trends Ecol Evol* **14**:135–139 (1999).
- 77 Díaz-Montilla A, González R, Solís MA and Saldamando-Benjumea C, Evidence of sexual selection in *Neoleucinodes elegantalis* (Lepidoptera: Crambidae): correlation of female moth genitalia and Solanaceae host fruit size. *Ann Entomol Soc Am* **108**:272–281 (2015).
- 78 *PQR – EPPO Database on Quarantine Pests*. [Online]. EPPO. Available: <http://www.eppo.int/> [7 December 2015].
- 79 Altieri MA, The ecological role of biodiversity in agroecosystems. *Agric Ecosyst Environ* **74**:19–31 (1999).
- 80 Roques A, Rabitsch W, Rasplus J-Y, Lopez-Vaamonde C, Nentwig W and Kenis M, Alien terrestrial invertebrates of Europe, in *Handbook of Alien Species in Europe*. Springer, Dordrecht, The Netherlands, pp. 63–79 (2009).
- 81 Lin W, Zhou G, Cheng X and Xu R, Fast economic development accelerates biological invasions in China. *PLoS ONE* **2**:e1208 (2007).
- 82 Aukema JE, McCullough DG, Von Holle B, Liebhold AM, Britton K and Frankel SJ, Historical accumulation of nonindigenous forest pests in the continental United States. *BioScience* **60**:886–897 (2010).
- 83 Hulme PE, Trade, transport and trouble: managing invasive species pathways in an era of globalization. *J Appl Ecol* **46**:10–18 (2009).
- 84 Levine JM and D'Antonio CM, Forecasting biological invasions with increasing international trade. *Conserv Biol* **17**:322–326 (2003).
- 85 Westphal MI, Browne M, MacKinnon K and Noble I, The link between international trade and the global distribution of invasive alien species. *Biol Invasions* **10**:391–398 (2008).
- 86 *FAO Statistical Yearbook 2013*. [Online]. FAOSTAT, Agriculture Organization of the United Nations (2014). Available: <http://faostat3.fao.org/home/E> [10 December 2015].
- 87 Idris AYE, *Economic comparison of tomatoes production under green houses versus open fields in Khartoum State*. University of Khartoum, Khartoum, Sudan (2015).
- 88 *Global Report on Adventure Tourism*. World Tourism Organization (UNWTO), Madrid, Spain (2015).
- 89 Chown SL and Terblanche JS, Physiological diversity in insects: ecological and evolutionary contexts. *Adv Insect Physiol* **33**:50–152 (2006).
- 90 Singh S, Crisis and diversification in Punjab agriculture: role of state and agribusiness. *Econ Polit Wkly* **39**:5583–5590 (2004).